


# vision™ III



## features

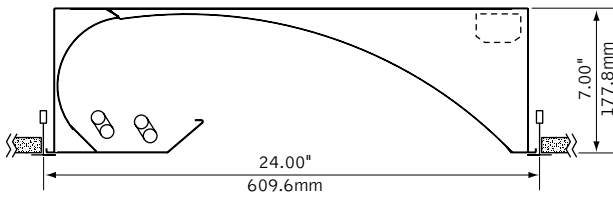
2'x2' recessed luminaire designed to address lighting requirements for videoconferencing and distance learning applications.

Continuous row installation in grid ceiling systems is easily achieved.

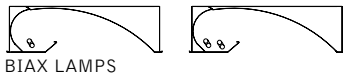
Vision™ III delivers superior facial modeling performance.

Vision™ III is an essential part of videoconferencing lighting systems.

## dimensional data

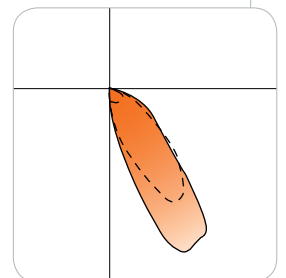


## lamping options



## performance

2-Lamp 40W Biax  
59% Efficiency  
4373 cd @ 25°



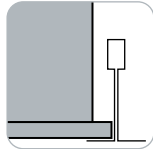
Visit [focalpointlights.com](http://focalpointlights.com) for complete photometric data.

fixture:

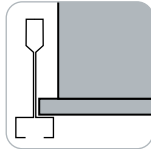
project:

### mounting information

#### grid



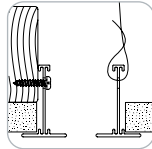
"G" flat tee



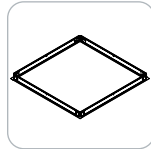
slot tee luminaire sits on top of 9/16" slot tee grid.

#### drywall frame kit

specify "DF" Drywall Frame Kit for drywall ceiling conditions.



Use tie-wire or screws to secure frame kit.



cut out dimensions:  
2': Min: 24.25"  
Max: 24.563"

### specifications

#### construction

One-piece 20 Ga. steel reflector and housing.

weight: 20 lbs

#### optic

Triple segmented reflector fabricated of High Reflectance White powder coat, low gloss Matte Satin White powder coat and low iridescent, glare controlling, premium anodized aluminum.

#### electrical

Electronic ballasts are thermally protected and have a Class "P" rating. Optional dimming ballasts available. Consult factory for dimming specifications and availability. UL and cUL listed.

#### finish


Polyester powder coat applied over a 5-stage pre-treatment.

### ordering

<b>luminaire series</b>	Vision III	FTV	<u>FTV</u>
<b>nominal size</b>	2' x 2'	22	<u>22</u>
<b>distribution</b>	Direct Asymmetrical	W	<u>W</u>
<b>lamp quantity</b>	One Lamp	1	<u>    </u>
	Two Lamps	2	<u>    </u>
<b>lamp type</b>	40 Watt Biax	BX40	<u>    </u>
	50 Watt Biax	BX50	<u>    </u>
	55 Watt Biax	BX55	<u>    </u>
<b>ballast</b>	Electronic Program Start <10% THD	S	<u>    </u>
	Electronic Dimming Ballast*	D	<u>    </u>
<b>voltage</b>	120 Volt	120	<u>    </u>
	277 Volt	277	<u>    </u>
	347 Volt	347	<u>    </u>
<b>mounting</b>	Grid	G	<u>G</u>
<b>factory options</b>	Chicago Plenum	CP	<u>    </u>
	Drywall Frame Kit (Cut out dimensions: Min:24.25"/Max:24.563")	DF	<u>    </u>
	Emergency Battery Pack*	EM	<u>    </u>
	HLR/GLR Fuse	FU	<u>    </u>
	Flex Whip*	FW	<u>    </u>
	Include 3000K Lamp*	L830	<u>    </u>
	Include 3500K Lamp*	L835	<u>    </u>
	Include 4100K Lamp*	L841	<u>    </u>
	Separate Circuit*	SC	<u>    </u>
	Separate Circuit Tandem*	SCT	<u>    </u>
	Labor Saving Master Satellite*	LS	<u>    </u>
	Ballast Saving Tandem*	BST	<u>    </u>
	Lutron™ Sensor Feed* (EcoSystem ballast required)	SF	<u>    </u>
<b>finish</b>	Matte Satin White	WH	<u>WH</u>

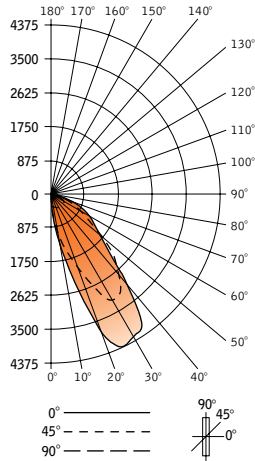
\* for more information see Reference section.

# vision™ III



Filename: FTV222BX40.IES  
 Catalog #: FTV-22-W-2-BX40-S-120-G-WH  
 Efficiency: 59%  
 Test #: 13147.0

## CANDLEPOWER DISTRIBUTION



Vertical Angle	Horizontal Angle				Zonal Lumens
	0°	22.5°	45°	67.5°	
0°	298	298	298	298	298
5°	832	807	664	485	313
15°	2261	2046	1484	879	334
25°	4373	4028	4656	1198	366
35°	4170	3814	3149	1460	374
45°	2254	2457	2401	1440	378
55°	1375	1267	1293	942	372
65°	943	819	648	502	317
75°	394	350	290	231	170
85°	0	0	1	10	17
90°	0	0	0	0	0
95°	0	0	0	0	0
105°	0	0	0	0	0
115°	0	0	0	0	0
125°	0	0	0	0	0
135°	0	0	0	0	0
145°	0	0	0	0	0
155°	0	0	0	0	0
165°	0	0	0	0	0
175°	0	0	0	0	0
180°	0	0	0	0	0

## LUMEN SUMMARY

Zone	Lumens	% Lamp	% Fixt	
0°-30°	892	14.2	24.2	
0°-40°	1759	27.9	47.7	
0°-60°	3114	49.4	84.4	
0°-90°	3689	58.6	100.0	
<b>Total Luminaire</b>	<b>0°-180°</b>	<b>3689</b>	<b>58.6</b>	<b>100.0</b>